
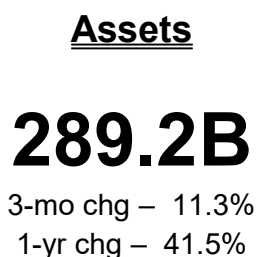

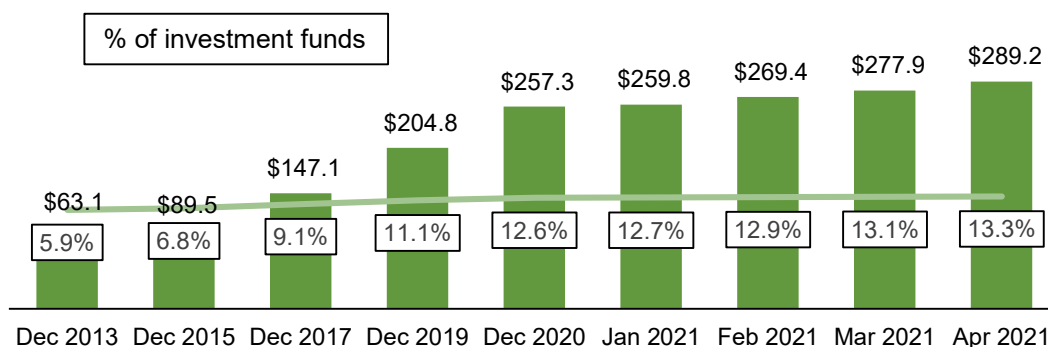


# CETFA Monthly Report (\$ Billions)

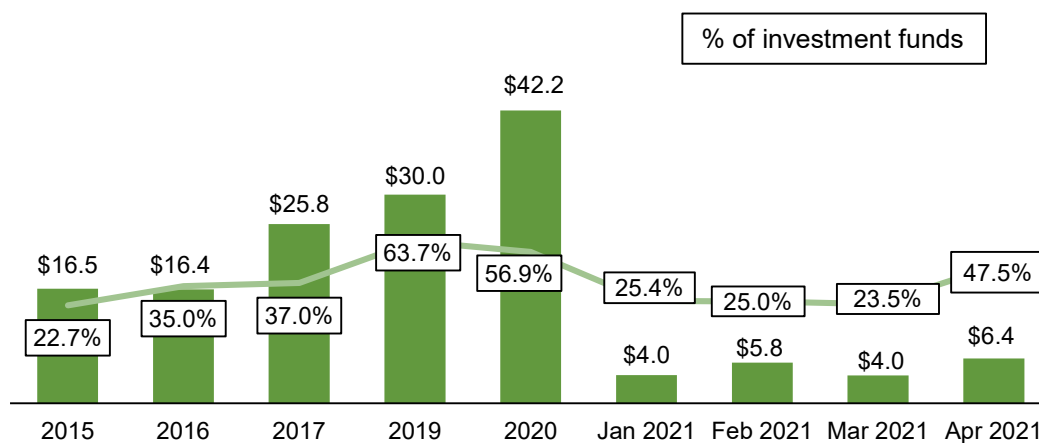
as of April 30, 2021



## Assets



## Net creations



\*Source: Investor Economics and the Investment Funds Institute of Canada (IFIC)

## CETFA Monthly Report (\$ Millions)

as of April 30, 2021

### AUM by ETF Provider

Sponsor	# of ETFs	Assets	1-yr growth	Net creations			
				1 mo.	3 mo.	YTD	1 yr.
<b>Total*</b>	<b>893</b>	<b>\$ 289,180</b>	<b>41.5%</b>	<b>\$ 6,441</b>	<b>\$ 16,271</b>	<b>\$ 20,299</b>	<b>\$ 45,825</b>
BlackRock Canada	140	87,413	32.1%	1,005	2,473	3,230	7,005
BMO Asset Management	118	78,758	26.9%	881	1,723	2,104	6,809
Vanguard Canada	37	38,015	52.7%	1,022	3,509	4,742	7,540
Horizons ETFs	91	17,746	45.6%	101	(547)	76	2,717
CI Investments	66	12,615	37.9%	(286)	233	261	2,191
Mackenzie	41	9,766	75.3%	133	872	1,305	3,552
TD Asset Management	34	6,187	245.4%	315	1,514	1,469	3,652
Purpose Investments	38	5,067	33.9%	7	522	458	830
National Bank	14	4,287	264.1%	288	1,169	1,197	2,928
Invesco ETFs	32	4,144	7.6%	33	45	(10)	(381)
RBC Global Asset Management	32	3,444	12.6%	(4)	11	(4)	(120)
Fidelity	33	2,625	103.3%	170	305	431	1,112
3iQ	2	2,344	-	2,319	2,319	2,319	2,319
Franklin LibertyShares	17	2,202	18.6%	8	(91)	6	73
CIBC Asset Management	14	2,032	158.7%	159	452	594	1,215
Manulife Investment Management	12	1,949	545.3%	84	372	400	1,366
PIMCO Canada	4	1,750	14.6%	-	143	162	133
Desjardins Investments	20	1,531	47.7%	79	249	262	232
Evolve Funds	16	1,472	142.9%	(49)	80	186	719
Harvest Portfolios	13	1,463	104.9%	73	336	404	591
AGFQ	12	1,143	5.2%	(4)	(9)	(88)	36
Hamilton ETFs	6	605	250.3%	33	132	169	291
Scotia Global Asset Management	12	402	-	51	202	260	307
First Trust Portfolios Canada	25	338	36.5%	(2)	8	(3)	2
Emerge Canada	6	335	-	(3)	100	169	330
Brompton Funds	8	312	31.9%	3	8	9	14
Picton Mahoney Asset Management	5	308	128.3%	14	59	75	143
Middlefield	4	234	2.1%	1	9	4	(13)
Bristol Gate Capital Partners	2	198	36.6%	-	12	18	14
IA Clarington	6	93	22.4%	2	5	3	9
Guardian Capital LP	9	91	-	12	27	35	87
Lysander Funds	1	84	40.9%	5	6	8	3
Accelerate Financial	4	52	-	1	6	27	41
Ninepoint Partners	4	37	-	3	25	-	41
Russell Investments Canada	4	34	295.2%	3	10	14	24
SmartBe Wealth	5	33	-9.2%	(17)	(22)	-	(24)
Starlight Investments	2	32	123.0%	-	3	2	16
Arrow Capital Management	2	31	175.1%	1	4	4	17
Caldwell	1	5	267.0%	-	-	-	3
Norrep	1	3	-	-	1	-	3

\*Total net creations include terminated sponsors.

\*\*Source: Investor Economics

### Market Share by Asset Category

Asset Category	Current Month	Previous Month
<b>Total</b>	<b>96.7%</b>	<b>97.4%</b>
<b>Fixed income</b>	<b>25.7%</b>	<b>26.3%</b>
Investment grade	22.8%	23.3%
Corporate	7.4%	7.5%
Government	3.6%	3.7%
Mix	11.8%	12.1%
High yield	2.9%	3.0%
Corporate	1.0%	1.1%
Emerging markets	0.6%	0.6%
Mix	1.3%	1.3%
<b>Equity</b>	<b>66.8%</b>	<b>66.9%</b>
Canada	21.8%	21.6%
US	20.1%	20.2%
Emerging Markets	2.6%	2.8%
International	8.6%	8.7%
North America	0.5%	0.5%
Europe	0.4%	0.4%
Global	3.9%	3.9%
Sector	8.9%	8.9%
Agriculture	0.1%	0.1%
Consumer staples	0.1%	0.1%
Energy	0.7%	0.7%
Financials	1.3%	1.3%
Health care	1.0%	1.0%
Industrials	-	-
Utilities & Infrastructure	0.9%	0.9%
Materials	0.8%	0.8%
Metals	0.2%	0.2%
Multiple	0.2%	0.2%
Real estate	1.2%	1.2%
Technology	2.5%	2.4%
<b>Commodities</b>	<b>0.8%</b>	<b>0.8%</b>
Energy	0.1%	0.1%
Metals	0.7%	0.7%
<b>Multi-asset class</b>	<b>3.3%</b>	<b>3.2%</b>
<b>Currency</b>	<b>0.2%</b>	<b>0.2%</b>
<b>Cryptocurrency</b>	<b>1.4%</b>	<b>0.5%</b>
<b>Volatility</b>	<b>-</b>	<b>-</b>

\*Source: Investor Economics

### Top 20 Largest ETFs – Current Month

ETF Name	Ticker	Assets	Asset class
BMO S&P 500 Index ETF	ZSP	\$ 10,846	Equity – US
iShares S&P/TSX 60 Index ETF	XIU	10,013	Equity – Canadian
iShares Core S&P/TSX Capped Composite Index ETF	XIC	7,979	Equity – Canadian
iShares Core S&P 500 Index ETF (CAD-Hedged)	XSP	7,213	Equity – US
BMO S&P/TSX Capped Composite Index ETF	ZCN	6,074	Equity – Canadian
BMO Aggregate Bond Index ETF	ZAG	5,858	FI – Investment grade
iShares Core MSCI EAFE IMI Index ETF	XEF	5,019	Equity – International
Vanguard S&P 500 Index ETF	VFV	4,526	Equity – US
BMO MSCI EAFE Index ETF	ZEA	4,472	Equity – International
iShares Canadian Universe Bond Index ETF	XBB	4,422	FI – Investment grade
Vanguard U.S. Total Market Index ETF	VUN	3,879	Equity – US
Vanguard FTSE Canada All Cap Index ETF	VCN	3,624	Equity – Canadian
iShares Core S&P 500 Index ETF	XUS	3,506	Equity – US
Vanguard Canadian Aggregate Bond Index ETF	VAB	3,299	FI – Investment grade
iShares Core Canadian Short Term Bond Index ETF	XSB	2,886	FI – Investment grade
BMO Low Volatility Canadian Equity ETF	ZLB	2,642	Equity – Canadian
Vanguard Growth ETF Portfolio	VGRO	2,430	Multi-asset class
Horizons S&P/TSX 60 Index ETF	HXT	2,385	Equity – Canadian
3iQ CoinShares Bitcoin ETF	BTCQ	2,325	Cryptocurrency
Horizons S&P 500 Index ETF	HXS	2,286	Equity – US

\*Source: Investor Economics

### Top 20 ETFs by Net Creations - Current Month

ETF Name	Ticker	Net creations	Asset class
3iQ CoinShares Bitcoin ETF	BTCQ	\$ 2,302	Cryptocurrency
BMO Government Bond Index ETF	ZGB	641	FI – Investment grade
BMO S&P/TSX Capped Composite Index ETF	ZCN	528	Equity – Canadian
Horizons S&P/TSX Capped Composite Index ETF	HXCN	346	Equity – Canadian
iShares S&P/TSX 60 Index ETF	XIU	225	Equity – Canadian
TD Global Technology Leaders Index ETF	TEC	209	Equity – Sector
BMO Aggregate Bond Index ETF	ZAG	209	FI – Investment grade
Purpose Bitcoin ETF (CAD-Hedged)	BTCQ	184	Cryptocurrency
Vanguard S&P 500 Index ETF	VFV	158	Equity – US
iShares Canadian Universe Bond Index ETF	XBB	129	FI – Investment grade
iShares Core MSCI EAFE IMI Index ETF	XEF	124	Equity – International
Vanguard FTSE Canada All Cap Index ETF	VCN	122	Equity – Canadian
iShares Core Canadian Short Term Bond Index ETF	XSB	120	FI – Investment grade
Vanguard FTSE Developed All Cap ex North America Index ETF	VIU	118	Equity – International
Vanguard U.S. Total Market Index ETF	VUN	118	Equity – US
NBI Sustainable Canadian Equity ETF	NSCE	117	Equity – Canadian
NBI Sustainable Global Equity ETF	NSGE	112	Equity – Global
Vanguard Growth ETF Portfolio	VGRO	112	Multi-asset class
BMO S&P US Small Cap Index ETF	ZSML	111	Equity – Sector
BMO S&P 500 Hedged to CAD Index ETF	ZUE	94	Equity – US

\*Source: Investor Economics