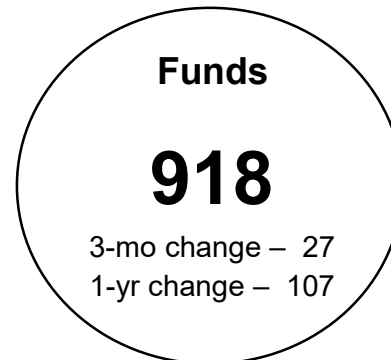
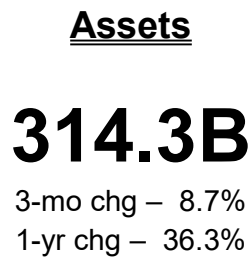

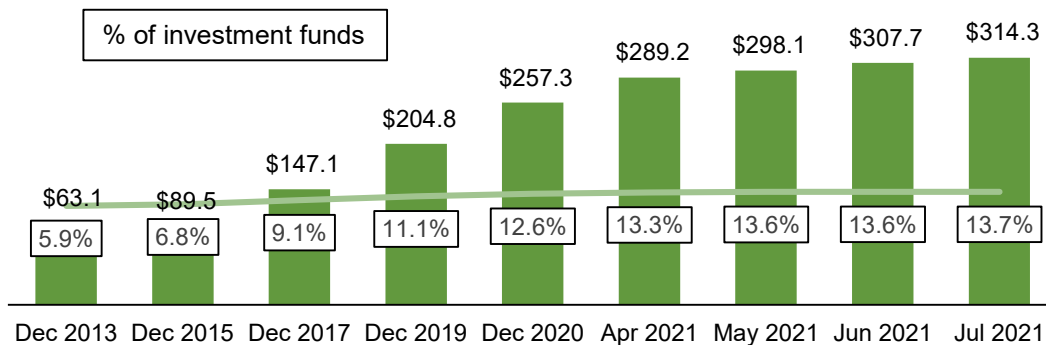


CETFA Monthly Report (\$ Billions)

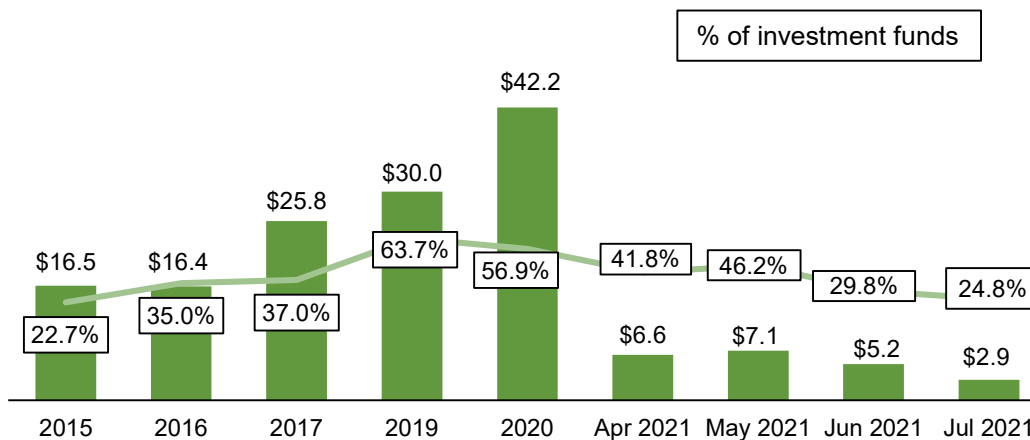
as of July 31, 2021



Assets



Net creations



*Source: Investor Economics and the Investment Funds Institute of Canada (IFIC)

CETFA Monthly Report (\$ Millions)

as of July 31, 2021

AUM by ETF Provider

Sponsor	# of ETFs	Assets	1-yr growth	Net creations			
				1 mo.	3 mo.	YTD	1 yr.
Total*	918	\$ 314,310	36.3%	\$ 2,922	\$ 15,257	\$ 35,644	\$ 48,438
BlackRock Canada	145	93,475	26.4%	(117)	2,450	5,680	6,382
BMO Asset Management	119	85,367	27.2%	834	3,499	5,604	8,746
Vanguard Canada	37	42,581	54.3%	930	2,913	7,656	9,958
Horizons ETFs	95	19,316	36.0%	397	881	1,048	2,589
CI Investments	67	14,141	38.5%	84	919	1,204	2,435
Mackenzie	42	10,801	52.7%	83	711	2,015	3,147
TD Asset Management	34	7,229	125.5%	77	639	2,108	3,054
Purpose Investments	38	5,047	18.6%	108	336	794	783
National Bank	14	4,553	54.2%	107	175	1,371	1,448
Invesco ETFs	34	4,289	9.5%	(23)	(4)	(14)	(256)
RBC Global Asset Management	32	3,553	12.7%	32	14	10	(52)
Fidelity	33	2,717	61.8%	33	(8)	(8)	423
3iQ	2	2,455	-	(21)	1,195	3,514	3,514
CIBC Asset Management	20	2,339	141.9%	49	233	827	1,311
Franklin LibertyShares	22	2,274	16.3%	(34)	(28)	(22)	64
Manulife Investment Management	12	2,069	120.5%	21	86	486	846
Desjardins Investments	16	1,901	66.0%	52	358	620	546
PIMCO Canada	4	1,858	12.3%	9	99	261	193
Harvest Portfolios	13	1,655	106.5%	32	149	559	694
Evolve Funds	19	1,521	79.7%	38	38	224	563
AGFQ	12	1,208	-9.6%	36	27	(60)	(141)
Hamilton ETFs	7	799	281.4%	44	145	314	423
Scotia Global Asset Management	10	631	-	81	194	454	500
Picton Mahoney Asset Management	6	432	174.5%	28	122	197	250
First Trust Portfolios Canada	25	372	24.9%	(1)	12	9	2
Brompton Funds	8	345	32.0%	7	20	29	30
Emerge Canada	6	301	693.5%	(3)	(31)	139	279
Middlefield	4	258	11.0%	(1)	3	7	(4)
Bristol Gate Capital Partners	2	221	43.2%	3	4	22	22
IA Clarington	5	123	48.8%	2	28	30	34
Guardian Capital LP	9	111	-	5	13	48	100
Lysander Funds	1	89	47.4%	(1)	2	10	7
Ninepoint Partners	7	73	-	14	30	-	71
Accelerate Financial	4	54	306.5%	1	2	31	38
Russell Investments Canada	4	45	254.8%	1	10	24	31
Starlight Investments	2	36	118.8%	1	2	4	17
Arrow Capital Management	2	33	48.4%	15	17	21	24
SmartBe Wealth	4	26	-31.7%	(2)	(1)	-	(14)
Norrep	1	5	-	1	2	-	5
Caldwell	1	5	276.7%	-	-	-	3

*Total net creations include terminated sponsors.

**Source: Investor Economics

Top 20 Largest ETFs – Current Month

ETF Name	Ticker	Assets	Asset class
BMO S&P 500 Index ETF	ZSP	\$ 12,289	Equity – US
iShares S&P/TSX 60 Index ETF	XIU	10,727	Equity – Canadian
iShares Core S&P/TSX Capped Composite Index ETF	XIC	8,948	Equity – Canadian
iShares Core S&P 500 Index ETF (CAD-Hedged)	XSP	7,475	Equity – US
BMO S&P/TSX Capped Composite Index ETF	ZCN	6,780	Equity – Canadian
BMO Aggregate Bond Index ETF	ZAG	6,116	FI – Investment grade
iShares Core MSCI EAFE IMI Index ETF	XEF	5,539	Equity – International
Vanguard S&P 500 Index ETF	VFV	5,344	Equity – US
BMO MSCI EAFE Index ETF	ZEA	5,120	Equity – International
iShares Canadian Universe Bond Index ETF	XBB	4,587	FI – Investment grade
Vanguard U.S. Total Market Index ETF	VUN	4,490	Equity – US
Vanguard FTSE Canada All Cap Index ETF	VCN	4,110	Equity – Canadian
iShares Core S&P 500 Index ETF	XUS	3,773	Equity – US
Vanguard Canadian Aggregate Bond Index ETF	VAB	3,435	FI – Investment grade
iShares Core Canadian Short Term Bond Index ETF	XSB	3,226	FI – Investment grade
BMO Low Volatility Canadian Equity ETF	ZLB	2,865	Equity – Canadian
Vanguard Growth ETF Portfolio	VGRO	2,821	Multi-asset class
Horizons S&P/TSX 60 Index ETF	HXT	2,888	Equity – Canadian
Vanguard FTSE Developed All Cap ex North America Index ETF	VIU	2,541	Equity – International
Horizons S&P 500 Index ETF	HXS	2,449	Equity – US

*Source: Investor Economics

Top 20 ETFs by Net Creations - Current Month

ETF Name	Ticker	Net creations	Asset class
BMO MSCI EAFE Index ETF	ZEA	\$ 321	Equity – International
Horizons Cash Maximizer ETF	HSAV	245	Money market
iShares Core S&P/TSX Capped Composite Index ETF	XIC	244	Equity – Canadian
BMO S&P/TSX Capped Composite Index ETF	ZCN	217	Equity – Canadian
Vanguard S&P 500 Index ETF	VFV	192	Equity – US
iShares Core Canadian Short Term Bond Index ETF	XSB	192	FI – Investment grade
BMO Emerging Markets Bond Hedged to CAD Index ETF	ZEF	144	FI – High yield
Vanguard U.S. Total Market Index ETF	VUN	112	Equity – US
BMO S&P 500 Hedged to CAD Index ETF	ZUE	106	Equity – US
iShares Core Canadian Short Term Corporate Bond Index ETF	XSH	104	FI – Investment grade
NBI Unconstrained Fixed Income ETF	NUBF	89	FI – Investment grade
iShares Core MSCI EAFE IMI Index ETF	XEF	87	Equity – International
Vanguard FTSE Canada All Cap Index ETF	VCN	85	Equity – Canadian
iShares S&P/TSX Capped Energy Index ETF	XEG	82	Equity – Sector
Vanguard Growth ETF Portfolio	VGRO	81	Multi-asset class
Mackenzie US Large Cap Equity Index ETF	QUU	80	Equity – US
BMO MSCI Europe High Quality Hedged to CAD Index ETF	ZEQ	78	Equity – International
Vanguard All-Equity ETF Portfolio	VEQT	75	Equity – Global
Vanguard FTSE Developed All Cap ex North America Index ETF	VIU	70	Equity – International
BMO Low Volatility Canadian Equity ETF	ZLB	66	Equity – Canadian

*Source: Investor Economics

Market Share by Asset Category

Asset Category	Current Month	Previous Month
Total	96.7%	96.9%
Fixed income	24.7%	25.2%
Investment grade	21.8%	22.4%
Corporate	7.1%	7.2%
Government	3.4%	3.8%
Mix	11.4%	11.4%
High yield	2.9%	2.9%
Corporate	1.0%	1.0%
Emerging markets	0.6%	0.6%
Mix	1.3%	1.3%
Equity	67.6%	67.4%
Canada	22.1%	22.3%
US	20.7%	20.4%
Emerging Markets	2.3%	2.5%
International	8.7%	8.5%
North America	0.5%	0.5%
Europe	0.4%	0.4%
Global	4.0%	4.0%
Sector	8.9%	8.8%
Agriculture	0.1%	0.1%
Consumer staples	0.1%	0.1%
Energy	0.7%	0.8%
Financials	1.3%	1.3%
Health care	0.9%	0.9%
Industrials	-	-
Utilities & Infrastructure	1.0%	0.9%
Materials	0.8%	0.7%
Metals	0.2%	0.2%
Multiple	0.2%	0.2%
Real estate	1.2%	1.2%
Technology	2.4%	2.4%
Commodities	0.8%	0.8%
Energy	0.1%	0.1%
Metals	0.7%	0.7%
Multi-asset class	3.4%	3.4%
Currency	0.1%	0.1%
Cryptocurrency	1.4%	1.3%
Volatility	-	-

*Source: Investor Economics