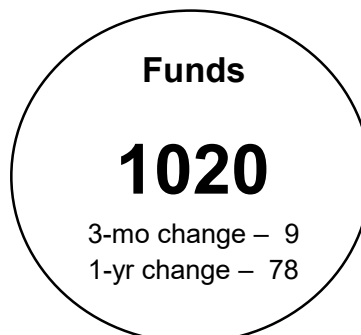

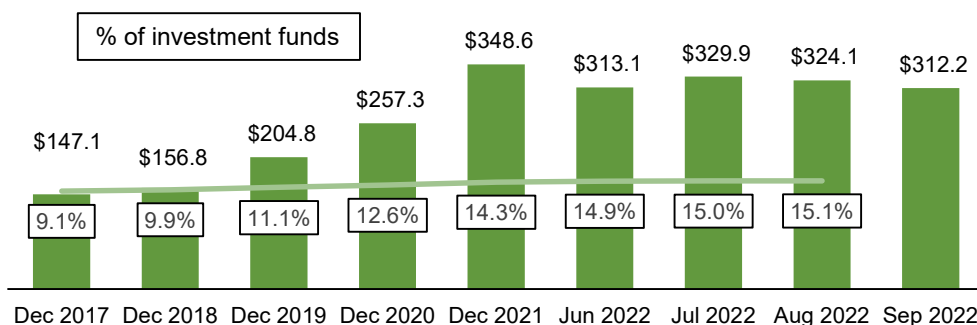


CETFA Monthly Report (\$ Billions)

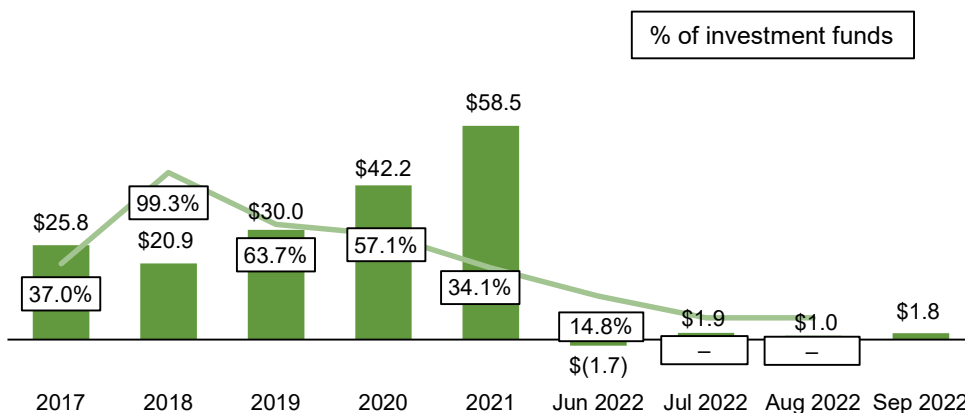
as of September 30, 2022



Assets



Net creations



*Source: Investor Economics and the Investment Funds Institute of Canada (IFIC)

CETFA Monthly Report (\$ Millions)

as of September 30, 2022

AUM by ETF Provider

Sponsor	# of ETFs	Assets	1-yr growth	Net creations			
				1 mo.	3 mo.	YTD	1 yr.
Total*	1020	\$ 312,186	-2.3%	\$ 1,819	\$ 4,731	\$ 23,143	\$ 38,195
BlackRock Canada	144	86,215	-8.1%	(261)	(286)	2,673	6,870
BMO Asset Management	128	80,922	-5.4%	(8)	(39)	4,348	6,730
Vanguard Canada	37	45,823	4.3%	601	1,371	5,800	8,365
Horizons ETFs	107	21,128	12.4%	(11)	381	2,903	3,998
CI Investments	79	13,401	-9.4%	429	677	(126)	673
Mackenzie	45	11,480	-3.6%	73	33	947	1,461
TD Asset Management	38	7,349	-3.2%	120	215	475	771
National Bank	15	5,898	27.2%	55	333	1,767	2,063
Purpose Investments	46	5,741	4.6%	318	632	1,484	2,205
Invesco ETFs	44	4,208	-1.7%	28	261	409	484
RBC Global Asset Management	30	3,492	1.2%	83	249	471	438
Scotia Global Asset Management	24	3,059	296.2%	50	(8)	69	258
Fidelity	36	2,853	6.7%	-	11	488	621
CIBC Asset Management	24	2,546	0.2%	17	19	(180)	281
Harvest Portfolios	14	2,466	43.6%	127	388	1,097	1,241
Manulife Investment Management	14	2,260	6.4%	(50)	5	135	393
Evolve Funds	24	1,987	23.7%	471	650	708	885
PIMCO Canada	6	1,951	-1.8%	66	78	70	152
Desjardins Investments	17	1,640	-17.6%	(64)	(109)	(240)	(206)
Hamilton ETFs	9	1,587	74.5%	52	221	739	958
Franklin LibertyShares	22	1,226	-44.5%	(15)	(108)	(673)	(766)
AGFIQ	10	1,122	-6.9%	(4)	38	(121)	(9)
3iQ	2	686	-76.3%	(167)	(240)	(615)	(563)
Ninepoint Partners	11	604	156.1%	(17)	(10)	287	340
Pictou Mahoney Asset Management	7	589	32.9%	24	48	133	176
Brompton Funds	9	471	32.1%	2	5	22	242
First Trust Portfolios Canada	18	285	-26.1%	(95)	(84)	(77)	(48)
Middlefield	4	253	-0.5%	(1)	1	20	19
Guardian Capital LP	10	215	77.0%	1	6	113	130
Bristol Gate Capital Partners	2	190	-9.7%	(2)	(3)	(2)	-
Emerge Canada	11	124	-54.7%	6	7	19	4
IA Clarington	5	111	-19.3%	(1)	(7)	(12)	(5)
Lysander Funds	1	81	-15.0%	(2)	(1)	(2)	2
Accelerate Financial	5	69	24.7%	(6)	(4)	9	18
Russell Investments Canada	3	43	-12.5%	-	-	(2)	-
Arrow Capital Management	2	38	13.6%	1	1	7	10
Starlight Investments	2	32	-16.8%	1	1	(1)	(1)
SmartBe Wealth	4	21	-25.5%	-	(1)	(7)	(6)
Evermore Capital Management	8	10	-	-	-	11	11
Norrep	1	5	-4.4%	-	-	(1)	-
Caldwell	1	5	1.0%	-	-	-	-
Mulvihill Capital Management	1	-	-	-	-	-	-

*Total net creations include terminated sponsors.

**Source: Investor Economics

Top 20 Largest ETFs – Current Month

ETF Name	Ticker	Assets	Asset class
BMO S&P 500 Index ETF	ZSP	\$ 11,399	Equity – US
iShares S&P/TSX 60 Index ETF	XIU	9,693	Equity – Canadian
iShares Core S&P/TSX Capped Composite Index ETF	XIC	8,456	Equity – Canadian
iShares Core S&P 500 Index ETF (CAD-Hedged)	XSP	6,902	Equity – US
BMO S&P/TSX Capped Composite Index ETF	ZCN	6,641	Equity – Canadian
Vanguard S&P 500 Index ETF	VFV	6,527	Equity – US
BMO Aggregate Bond Index ETF	ZAG	5,950	FI – Investment grade
Vanguard U.S. Total Market Index ETF	VUN	5,061	Equity – US
iShares Core MSCI EAFE IMI Index ETF	XEF	4,897	Equity – International
iShares Core Canadian Universe Bond Index ETF	XBB	4,543	FI – Investment grade
BMO MSCI EAFE Index ETF	ZEA	4,501	Equity – International
Vanguard FTSE Canada All Cap Index ETF	VCN	4,499	Equity – Canadian
iShares Core S&P 500 Index ETF	XUS	4,262	Equity – US
CI High Interest Savings ETF	CSAV	3,630	Money market
Horizons S&P/TSX 60 Index ETF	HXT	3,433	Equity – Canadian
Vanguard Canadian Aggregate Bond Index ETF	VAB	3,337	FI – Investment grade
Vanguard Growth ETF Portfolio	VGRO	3,273	Multi-asset class
iShares Core Canadian Short Term Bond Index ETF	XSB	3,196	FI – Investment grade
BMO Equal Weight Banks Index ETF	ZEB	2,899	Equity – Canadian
Purpose High Interest Savings ETF	PSA	2,735	Money market

*Source: Investor Economics

Top 20 ETFs by Net Creations - Current Month

ETF Name	Ticker	Net creations	Asset class
CI High Interest Savings ETF	CSAV	\$ 458	Money market
Evolve High Interest Savings Account ETF	HISA	453	Money market
Purpose High Interest Savings ETF	PSA	358	Money market
BMO Long Federal Bond Index ETF	ZFL	341	FI – Investment grade
BMO Ultra Short-Term Bond ETF	ZST	285	FI – Investment grade
Horizons High Interest Savings ETF	CASH	257	Money market
iShares Core S&P 500 Index ETF (CAD-Hedged)	XSP	225	Equity – US
BMO Ultra Short-Term US Bond ETF	ZUS.U	179	FI – Investment grade
Horizons USD Cash Maximizer ETF	HSUV.U	161	Money market
iShares Core Canadian Short Term Bond Index ETF	XSB	152	FI – Investment grade
BMO Money Market Fund ETF Series	ZMMK	109	Currency
iShares S&P/TSX Capped Energy Index ETF	XEG	103	Equity – Sector
Vanguard S&P 500 Index ETF	VFV	100	Equity – US
iShares Core S&P U.S. Total Market Index ETF	XUU	99	Equity – US
Invesco 1-3 Year Laddered Floating Rate Note Index ETF	PFL	96	FI – Investment grade
BMO Aggregate Bond Index ETF	ZAG	93	FI – Investment grade
iShares Premium Money Market ETF	CMR	88	Money market
Vanguard Canadian Aggregate Bond Index ETF	VAB	84	FI – Investment grade
Vanguard S&P 500 Index ETF (CAD-Hedged)	VSP	82	Equity – US
BMO S&P 500 Hedged to CAD Index ETF	ZUE	76	Equity – US

*Source: Investor Economics

Market Share by Asset Category

Asset Category	Current Month	Previous Month
Total	95.6%	96.2%
Fixed income	24.5%	23.8%
Investment grade	21.8%	21.0%
Corporate	6.8%	6.6%
Government	3.3%	3.2%
Mix	11.8%	11.3%
High yield	2.7%	2.8%
Corporate	0.6%	0.8%
Emerging markets	0.5%	0.5%
Mix	1.6%	1.6%
Equity	66.3%	67.7%
Canada	22.5%	23.1%
US	20.8%	21.1%
Emerging Markets	1.8%	1.9%
International	7.8%	8.1%
North America	0.5%	0.5%
Europe	0.3%	0.3%
Global	4.0%	4.0%
Sector	8.5%	8.7%
Agriculture	0.1%	0.1%
Consumer staples	0.1%	0.1%
Energy	1.1%	1.2%
Financials	1.2%	1.3%
Health care	0.9%	0.9%
Industrials	-	-
Utilities & Infrastructure	1.2%	1.3%
Materials	0.5%	0.5%
Metals	0.1%	0.1%
Multiple	0.2%	0.2%
Real estate	0.9%	1.0%
Technology	2.0%	2.1%
Commodities	0.6%	0.6%
Energy	0.1%	0.1%
Metals	0.5%	0.5%
Multi-asset class	3.9%	3.9%
Currency	0.2%	0.2%
Cryptocurrency	0.8%	0.8%
Volatility	-	-

*Source: Investor Economics