
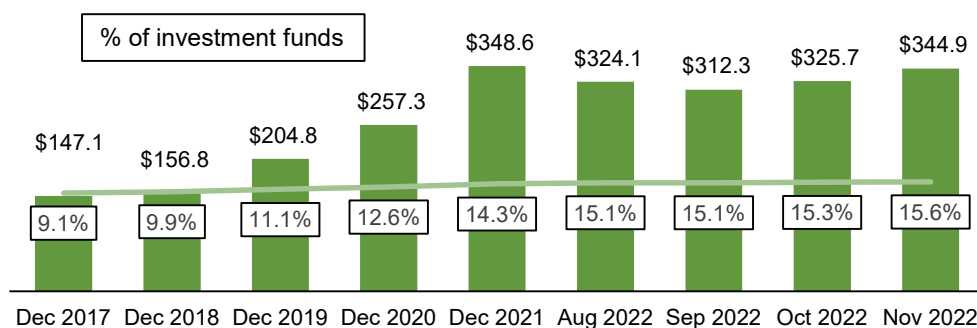


CETFA Monthly Report (\$ Billions)

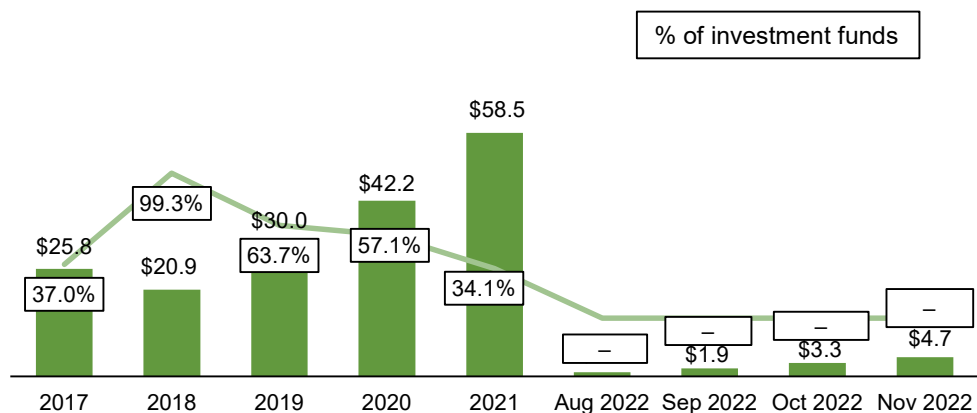
as of November 30, 2022



Assets



Net creations



*Source: Investor Economics and the Investment Funds Institute of Canada (IFIC)

CETFA Monthly Report (\$ Millions)

as of November 30, 2022

AUM by ETF Provider

Sponsor	# of ETFs	Assets	1-yr growth	Net creations			
				1 mo.	3 mo.	YTD	1 yr.
Total*	1045	\$ 344,882	2.0%	\$ 4,676	\$ 9,900	\$ 31,215	\$ 36,138
BlackRock Canada	144	95,964	-2.3%	1,171	1,358	4,291	6,161
BMO Asset Management	131	87,832	-0.5%	(229)	727	5,083	6,046
Vanguard Canada	37	51,450	10.0%	855	1,822	7,021	7,947
Horizons ETFs	107	22,958	14.8%	939	649	3,563	3,882
CI Investments	81	15,179	-6.5%	620	1,443	888	908
Mackenzie	45	12,440	0.0%	84	293	1,167	1,315
TD Asset Management	38	8,055	-0.9%	44	222	576	698
National Bank	15	6,733	38.3%	271	562	2,274	2,333
Purpose Investments	47	6,568	2.7%	352	1,137	2,303	2,669
Invesco ETFs	44	4,786	9.2%	99	265	646	694
RBC Global Asset Management	31	3,932	13.8%	184	401	788	782
Scotia Global Asset Management	26	3,346	265.0%	79	114	132	202
Fidelity	36	3,307	19.9%	108	178	667	741
Harvest Portfolios	19	2,911	55.6%	100	245	1,215	1,223
CIBC Asset Management	24	2,526	-16.4%	(18)	(97)	(294)	(295)
Manulife Investment Management	16	2,475	0.4%	(67)	(57)	128	117
Evolve Funds	23	2,125	10.2%	50	572	809	796
PIMCO Canada	6	2,078	-1.2%	52	146	150	167
Hamilton ETFs	9	1,894	71.3%	72	187	874	909
Desjardins Investments	18	1,691	-16.9%	(91)	(121)	(297)	(294)
Franklin LibertyShares	22	1,331	-39.6%	(23)	(9)	(667)	(722)
AGFIQ	10	1,234	-8.7%	60	30	(87)	(101)
Ninepoint Partners	11	685	115.3%	(24)	(41)	255	261
Picton Mahoney Asset Management	8	598	28.3%	(17)	28	138	156
3iQ	2	574	-86.5%	(9)	(179)	(627)	(825)
Brompton Funds	10	543	16.1%	35	40	60	183
First Trust Portfolios Canada	25	409	-3.0%	(15)	2	20	25
Middlefield	4	277	6.9%	-	(2)	20	20
Guardian Capital LP	10	232	85.6%	3	4	117	133
Bristol Gate Capital Partners	2	209	-7.1%	(5)	(8)	(8)	(6)
Emerge Canada	11	124	-51.4%	(1)	7	21	13
IA Clarington	5	104	-27.1%	(4)	(13)	(23)	(21)
Lysander Funds	1	79	-20.1%	1	(1)	(1)	-
Accelerate Financial	5	69	2.7%	(1)	(8)	7	10
Russell Investments Canada	3	48	-3.8%	1	3	-	1
Arrow Capital Management	2	38	15.8%	-	1	7	8
Starlight Investments	2	27	-31.7%	(1)	(5)	(7)	(7)
SmartBe Wealth	4	24	-16.9%	-	-	(7)	(6)
Evermore Capital Management	8	14	-	-	4	15	15
Norrep	1	6	-13.4%	-	-	(1)	(1)
Caldwell	1	5	0.7%	-	-	-	-
Mulvihill Capital Management	1	-	-	-	-	-	-

*Total net creations include terminated sponsors.

**Source: Investor Economics

Market Share by Asset Category

Asset Category	Current Month	Previous Month
Total	95.4%	95.4%
Fixed income	23.2%	23.5%
Investment grade	20.5%	20.8%
Corporate	6.2%	6.6%
Government	3.2%	3.1%
Mix	11.2%	11.1%
High yield	2.7%	2.7%
Corporate	0.7%	0.6%
Emerging markets	0.5%	0.5%
Mix	1.5%	1.6%
Equity	67.5%	67.2%
Canada	22.4%	22.5%
US	21.4%	21.5%
Emerging Markets	1.9%	1.7%
International	8.2%	7.8%
North America	0.5%	0.5%
Europe	0.3%	0.3%
Global	4.2%	4.1%
Sector	8.7%	8.7%
Agriculture	0.2%	0.1%
Consumer staples	0.1%	0.1%
Energy	1.2%	1.3%
Financials	1.2%	1.2%
Health care	0.9%	0.9%
Industrials	0.0%	0.0%
Utilities & Infrastructure	1.2%	1.2%
Materials	0.6%	0.5%
Metals	0.1%	0.1%
Multiple	0.2%	0.2%
Real estate	0.9%	0.9%
Technology	2.0%	2.0%
Commodities	0.6%	0.6%
Energy	0.1%	0.1%
Metals	0.4%	0.4%
Multi-asset class	3.8%	3.8%
Currency	0.3%	0.3%
Cryptocurrency	0.6%	0.8%
Volatility	-	-

*Source: Investor Economics

Top 20 Largest ETFs – Current Month

ETF Name	Ticker	Assets	Asset class
BMO S&P 500 Index ETF	ZSP	\$ 12,263	Equity – US
iShares S&P/TSX 60 Index ETF	XIU	11,442	Equity – Canadian
iShares Core S&P/TSX Capped Composite Index ETF	XIC	9,509	Equity – Canadian
iShares Core S&P 500 Index ETF (CAD-Hedged)	XSP	8,129	Equity – US
BMO S&P/TSX Capped Composite Index ETF	ZCN	7,018	Equity – Canadian
Vanguard S&P 500 Index ETF	VFV	6,988	Equity – US
BMO Aggregate Bond Index ETF	ZAG	6,535	FI – Investment grade
iShares Core MSCI EAFE IMI Index ETF	XEF	5,682	Equity – International
Vanguard U.S. Total Market Index ETF	VUN	5,596	Equity – US
BMO MSCI EAFE Index ETF	ZEZ	5,381	Equity – International
Vanguard FTSE Canada All Cap Index ETF	VCN	5,164	Equity – Canadian
iShares Core S&P 500 Index ETF	XUS	4,823	Equity – US
iShares Core Canadian Universe Bond Index ETF	XBB	4,679	FI – Investment grade
CI High Interest Savings ETF	CSAV	4,548	Money market
Horizons S&P/TSX 60 Index ETF	HXT	4,093	Equity – Canadian
Vanguard Canadian Aggregate Bond Index ETF	VAB	3,782	FI – Investment grade
Vanguard Growth ETF Portfolio	VGRO	3,647	Multi-asset class
Purpose High Interest Savings ETF	PSA	3,453	Money market
Vanguard FTSE Developed All Cap ex North America Index ETF	VIU	3,073	Equity – International
BMO Equal Weight Banks Index ETF	ZEB	2,931	Equity – Canadian

*Source: Investor Economics

Top 20 ETFs by Net Creations - Current Month

ETF Name	Ticker	Net creations	Asset class
CI High Interest Savings ETF	CSAV	\$ 468	Money market
Horizons Cdn Select Universe Bond ETF	HBB	405	FI – Investment grade
BMO Aggregate Bond Index ETF	ZAG	381	FI – Investment grade
iShares S&P/TSX 60 Index ETF	XIU	322	Equity – Canadian
Horizons High Interest Savings ETF	CASH	314	Money market
Purpose High Interest Savings ETF	PSA	308	Money market
Vanguard Canadian Aggregate Bond Index ETF	VAB	290	FI – Investment grade
iShares Core S&P/TSX Capped Composite Index ETF	XIC	228	Equity – Canadian
BMO Long-Term US Treasury Bond Index ETF	ZTL	184	FI – Investment grade
iShares Core Canadian Universe Bond Index ETF	XBB	142	FI – Investment grade
Mackenzie Emerging Markets Local Currency Bond Index ETF	QEBL	136	FI – High yield
iShares ESG Aware MSCI USA Index ETF	XSUS	135	Equity – US
NBI Sustainable Canadian Equity ETF	NSCE	133	Equity – Canadian
Horizons S&P/TSX 60 Index ETF	HXT	133	Equity – Canadian
BMO Low Volatility U.S. Equity ETF	ZLU	112	Equity – US
Vanguard FTSE Canada All Cap Index ETF	VCN	108	Equity – Canadian
NBI High Yield Bond ETF	NHYB	107	FI – High yield
BMO Mid-Term U.S. IG Corporate Bond Index Hedged to CAD ETF	ZMU	104	FI – Investment grade
BMO Mid-Term U.S. IG Corporate Bond Index ETF	ZIC	103	FI – Investment grade
Vanguard S&P 500 Index ETF (CAD-Hedged)	VSP	81	Equity – US

*Source: Investor Economics