
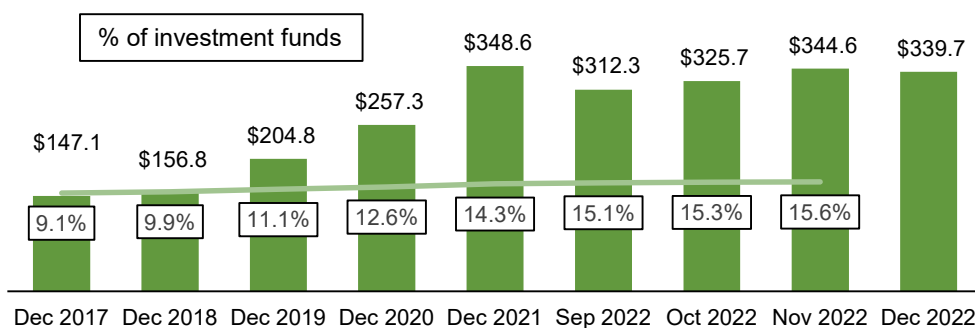


# CETFA Monthly Report (\$ Billions)

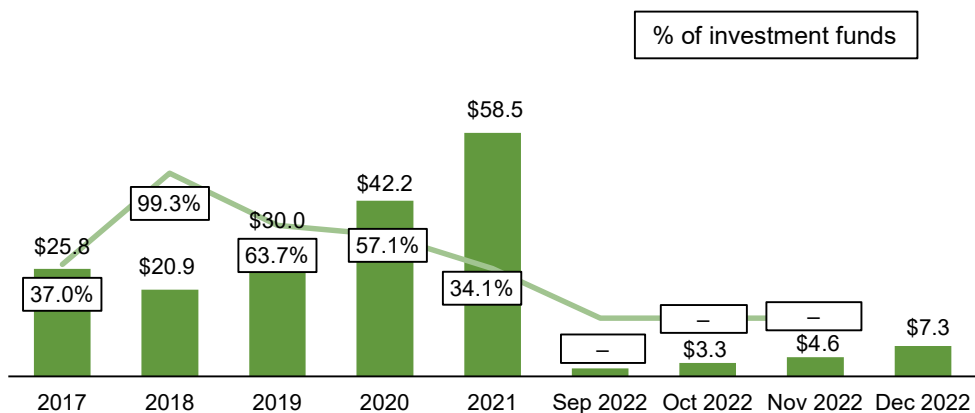
as of December 31, 2022



## Assets



## Net creations



\*Source: Investor Economics and the Investment Funds Institute of Canada (IFIC)

## CETFA Monthly Report (\$ Millions)

as of December 31, 2022

### AUM by ETF Provider

Sponsor	# of ETFs	Assets	1-yr growth	Net creations			
				1 mo.	3 mo.	YTD	1 yr.
<b>Total*</b>	<b>1045</b>	<b>\$ 339,669</b>	<b>-2.6%</b>	<b>\$ 7,306</b>	<b>\$ 15,254</b>	<b>\$ 38,494</b>	<b>\$ 38,494</b>
BlackRock Canada	144	92,637	-7.2%	436	2,055	4,728	4,728
BMO Asset Management	131	87,729	-4.4%	3,476	4,184	8,531	8,531
Vanguard Canada	37	49,889	2.3%	296	1,516	7,316	7,316
Horizons ETFs	107	22,892	10.6%	579	1,239	4,142	4,142
CI Investments	81	15,966	-0.1%	1,152	2,166	2,040	2,040
Mackenzie	45	12,395	-2.2%	281	501	1,448	1,448
TD Asset Management	38	7,789	-7.1%	144	245	720	720
Purpose Investments	52	6,867	9.8%	359	1,178	2,662	2,662
National Bank	15	6,394	30.0%	(59)	448	2,215	2,215
Invesco ETFs	44	4,643	1.4%	72	308	717	717
RBC Global Asset Management	31	3,974	12.9%	133	450	921	921
Scotia Global Asset Management	26	3,490	-5.8%	244	308	377	377
Fidelity	36	3,265	13.1%	55	234	722	722
Harvest Portfolios	19	2,858	45.2%	85	203	1,300	1,300
CIBC Asset Management	24	2,483	-19.3%	9	(105)	(285)	(285)
Manulife Investment Management	16	2,390	-4.0%	(16)	(23)	112	112
Evolve Funds	23	2,184	19.5%	107	209	917	917
PIMCO Canada	6	2,078	-1.9%	14	93	164	164
Hamilton ETFs	9	1,790	48.2%	47	182	921	921
Desjardins Investments	18	1,625	-21.3%	(36)	(93)	(334)	(334)
Franklin LibertyShares	21	1,308	-39.9%	25	31	(642)	(642)
AGFIQ	10	1,151	-15.9%	(53)	(19)	(140)	(140)
Ninepoint Partners	11	644	100.9%	8	(16)	263	263
Picton Mahoney Asset Management	8	573	17.9%	(25)	(20)	113	113
3iQ	2	553	-82.4%	(3)	(15)	(630)	(630)
Brompton Funds	10	521	-14.1%	(4)	34	56	56
First Trust Portfolios Canada	22	360	-16.8%	(33)	(41)	(13)	(13)
Middlefield	4	273	0.5%	5	5	25	25
Guardian Capital LP	10	229	56.9%	3	7	120	120
Bristol Gate Capital Partners	2	194	-18.4%	(6)	(12)	(14)	(14)
IA Clarington	5	112	-22.6%	10	(1)	(13)	(13)
Emerg Canada	11	104	-53.2%	(3)	(1)	18	18
Lysander Funds	1	75	-25.9%	(3)	(2)	(5)	(5)
Accelerate Financial	5	69	-0.8%	-	(2)	8	8
Russell Investments Canada	3	52	-0.9%	5	7	5	5
Arrow Capital Management	3	40	16.3%	1	2	9	9
Starlight Investments	2	25	-39.1%	(1)	(7)	(8)	(8)
SmartBe Wealth	4	23	-26.5%	-	-	(7)	(7)
Evermore Capital Management	8	14	-	-	4	15	15
Norrep	1	5	-20.0%	-	-	(1)	(1)
Caldwell	0	5	-8.5%	-	-	-	-
Mulvihill Capital Management	0	-	-	-	-	-	-

\*Total net creations include terminated sponsors.

\*\*Source: Investor Economics

### Market Share by Asset Category

Asset Category	Current Month	Previous Month
<b>Total</b>	<b>94.9%</b>	<b>95.4%</b>
<b>Fixed income</b>	<b>24.4%</b>	<b>23.1%</b>
Investment grade	21.6%	20.5%
Corporate	6.5%	6.2%
Government	3.5%	3.1%
Mix	11.6%	11.2%
High yield	2.8%	2.7%
Corporate	0.7%	0.7%
Emerging markets	0.5%	0.5%
Mix	1.5%	1.5%
<b>Equity</b>	<b>65.8%</b>	<b>67.6%</b>
Canada	21.6%	22.4%
US	20.9%	21.5%
Emerging Markets	1.9%	1.9%
International	8.2%	8.2%
North America	0.5%	0.5%
Europe	0.3%	0.3%
Global	4.0%	4.2%
Sector	8.3%	8.7%
Agriculture	0.1%	0.2%
Consumer staples	0.1%	0.1%
Energy	1.1%	1.2%
Financials	1.2%	1.2%
Health care	0.9%	0.9%
Industrials	-	-
Utilities & Infrastructure	1.2%	1.2%
Materials	0.6%	0.6%
Metals	0.1%	0.1%
Multiple	0.2%	0.2%
Real estate	0.9%	0.9%
Technology	1.8%	2.0%
<b>Commodities</b>	<b>0.7%</b>	<b>0.6%</b>
Energy	0.1%	0.1%
Metals	0.5%	0.4%
<b>Multi-asset class</b>	<b>3.0%</b>	<b>3.8%</b>
<b>Currency</b>	<b>0.3%</b>	<b>0.3%</b>
<b>Cryptocurrency</b>	<b>0.6%</b>	<b>0.6%</b>
<b>Volatility</b>	-	-

\*Source: Investor Economics

### Top 20 Largest ETFs – Current Month

ETF Name	Ticker	Assets	Asset class
BMO S&P 500 Index ETF	ZSP	\$ 12,050	Equity – US
iShares S&P/TSX 60 Index ETF	XIU	10,601	Equity – Canadian
iShares Core S&P/TSX Capped Composite Index ETF	XIC	8,856	Equity – Canadian
iShares Core S&P 500 Index ETF (CAD-Hedged)	XSP	7,570	Equity – US
BMO S&P/TSX Capped Composite Index ETF	ZCN	6,665	Equity – Canadian
Vanguard S&P 500 Index ETF	VFV	6,657	Equity – US
BMO Aggregate Bond Index ETF	ZAG	6,510	FI – Investment grade
iShares Core MSCI EAFE IMI Index ETF	XEF	5,647	Equity – International
BMO MSCI EAFE Index ETF	ZEA	5,399	Equity – International
CI High Interest Savings ETF	CSAV	5,290	Money market
Vanguard U.S. Total Market Index ETF	VUN	5,282	Equity – US
Vanguard FTSE Canada All Cap Index ETF	VCN	4,936	Equity – Canadian
iShares Core Canadian Universe Bond Index ETF	XBB	4,845	FI – Investment grade
iShares Core S&P 500 Index ETF	XUS	4,549	Equity – US
Vanguard Canadian Aggregate Bond Index ETF	VAB	3,888	FI – Investment grade
Horizons S&P/TSX 60 Index ETF	HXT	3,831	Equity – Canadian
Purpose High Interest Savings ETF	PSA	3,785	Money market
Vanguard Growth ETF Portfolio	VGRO	3,513	Multi-asset class
BMO Equal Weight Banks Index ETF	ZEB	3,110	Equity – Canadian
Vanguard FTSE Developed All Cap ex North America Index ETF	VIU	3,060	Equity – International

\*Source: Investor Economics

### Top 20 ETFs by Net Creations - Current Month

ETF Name	Ticker	Net creations	Asset class
CI High Interest Savings ETF	CSAV	\$ 741	Money market
BMO Mid Federal Bond Index ETF	ZFM	735	FI – Investment grade
BMO Short Federal Bond Index ETF	ZFS	698	FI – Investment grade
CI Enhanced Short Duration Bond Fund	FSB	622	FI – Investment grade
BMO S&P 500 Index ETF	ZSP	476	Equity – US
Horizons High Interest Savings ETF	CASH	374	Money market
Purpose High Interest Savings ETF	PSA	333	Money market
BMO Equal Weight Banks Index ETF	ZEB	311	Equity – Canadian
iShares Core Canadian Universe Bond Index ETF	XBB	242	FI – Investment grade
BMO Nasdaq 100 Equity Index (USD Units)	ZNQ.U	210	Equity – US
BMO MSCI Emerging Markets Index ETF	ZEM	167	Equity – Emerging markets
Horizons USD Cash Maximizer ETF	HSUV.U	163	Money market
iShares 1-10 Year Laddered Corporate Bond Index ETF	CBH	159	FI – Investment grade
BMO Ultra Short-Term Bond ETF	ZST	157	FI – Investment grade
BMO MSCI EAFE Index ETF	ZEA	144	Equity – International
Mackenzie Core Plus Global Fixed Income ETF	MGF	115	FI – Investment grade
Mackenzie US Investment Grade Corporate Bond Index ETF (CAD)	QUIG	114	FI – Investment grade
Evolve High Interest Savings Account ETF	HISA	113	Money market
iShares Core Canadian Corporate Bond Index ETF	XCB	112	FI – Investment grade
CI WisdomTree Japan Equity Index ETF	JAPN	111	Equity – International

\*Source: Investor Economics