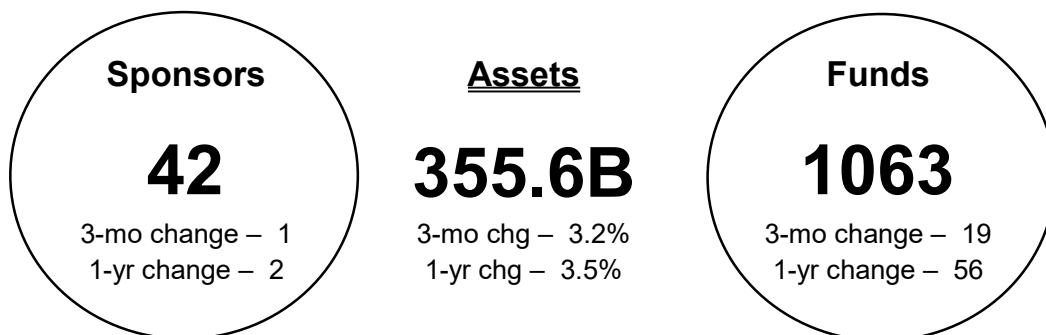
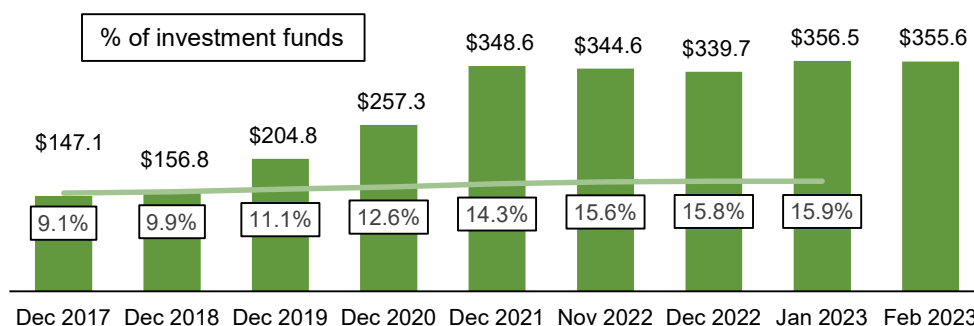


# CETFA Monthly Report (\$ Billions)

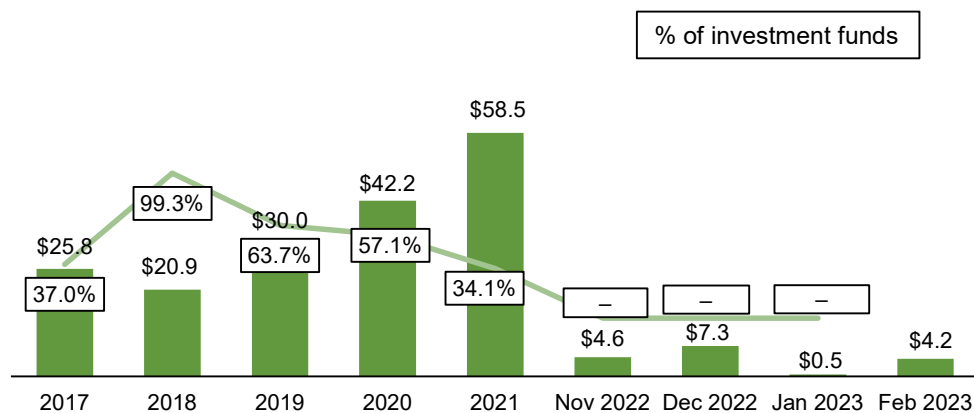
as of February 28, 2023



## Assets



## Net creations



\*Source: Investor Economics and the Investment Funds Institute of Canada (IFIC)

## CETFA Monthly Report (\$ Millions)

as of February 28, 2023

### AUM by ETF Provider

Sponsor	# of ETFs	Assets	1-yr growth	Net creations			
				1 mo.	3 mo.	YTD	1 yr.
<b>Total*</b>	<b>1063</b>	<b>\$ 355,628</b>	<b>3.5%</b>	<b>\$ 4,247</b>	<b>\$ 12,065</b>	<b>\$ 4,758</b>	<b>\$ 33,354</b>
BlackRock Canada	143	94,959	-4.3%	(20)	(779)	(1,215)	1,016
BMO Asset Management	136	90,833	2.9%	827	3,940	464	7,701
Vanguard Canada	37	52,417	7.9%	656	944	649	5,692
Horizons ETFs	107	24,041	11.7%	544	1,481	902	3,604
CI Investments	84	17,788	18.7%	723	2,454	1,302	3,924
Mackenzie	45	12,325	-4.6%	157	(136)	(417)	206
TD Asset Management	38	9,010	8.9%	144	1,012	868	1,123
National Bank	15	7,347	48.4%	390	755	814	2,779
Purpose Investments	52	7,017	9.4%	168	196	(164)	2,055
Invesco ETFs	47	4,905	8.6%	34	179	107	745
RBC Global Asset Management	33	4,207	20.3%	76	275	142	984
Fidelity	36	3,647	25.5%	182	329	274	828
Scotia Global Asset Management	26	3,549	-1.8%	37	220	(24)	175
Harvest Portfolios	19	3,096	56.5%	108	336	251	1,412
Evolve Funds	25	2,645	55.2%	78	488	380	1,255
CIBC Asset Management	27	2,546	-12.1%	(4)	18	9	(209)
Manulife Investment Management	16	2,444	-1.5%	(45)	(34)	(18)	48
Hamilton ETFs	11	2,241	51.5%	163	338	291	963
PIMCO Canada	6	2,139	5.4%	15	61	47	223
Desjardins Investments	18	1,620	-19.8%	(90)	(81)	(45)	(375)
Franklin LibertyShares	21	1,269	-30.6%	(54)	(56)	(81)	(477)
AGFIQ	10	1,218	-12.9%	74	(25)	28	(198)
3iQ	2	904	-67.0%	28	115	118	(503)
Ninepoint Partners	8	657	35.9%	8	29	22	185
Picton Mahoney Asset Management	8	606	18.0%	23	3	28	105
Brompton Funds	10	573	3.2%	20	42	46	94
First Trust Portfolios Canada	22	378	-18.5%	(1)	(34)	(1)	(71)
Middlefield	4	274	2.0%	2	3	(2)	3
Bristol Gate Capital Partners	2	222	5.2%	23	16	21	4
Guardian Capital LP	10	212	37.3%	(19)	(17)	(20)	75
Emerge Canada	11	122	-28.1%	-	(7)	(4)	15
IA Clarington	5	101	-28.7%	1	(2)	(13)	(31)
Lysander Funds	1	77	-20.5%	(2)	(5)	(2)	(6)
Accelerate Financial	5	68	-10.0%	-	(3)	(3)	(3)
Russell Investments Canada	3	55	6.7%	-	7	2	7
Arrow Capital Management	3	42	23.7%	2	4	2	10
Starlight Investments	2	25	-31.3%	-	(1)	-	(8)
SmartBe Wealth	4	23	-6.9%	(1)	(1)	(1)	(2)
Evermore Capital Management	8	14	41.9%	-	-	-	5
Norrep	1	5	-5.1%	-	-	-	-
Caldwell	1	5	-0.7%	-	-	-	-
Mulvihill Capital Management	1	-	-	-	-	-	-

\*Total net creations include terminated sponsors.

\*\*Source: Investor Economics

### Market Share by Asset Category

Asset Category	Current Month	Previous Month
<b>Total</b>	<b>94.3%</b>	<b>94.7%</b>
<b>Fixed income</b>	<b>23.8%</b>	<b>23.6%</b>
Investment grade	20.9%	20.9%
Corporate	6.3%	6.2%
Government	3.3%	3.4%
Mix	11.3%	11.2%
High yield	2.9%	2.7%
Corporate	0.9%	0.8%
Emerging markets	0.4%	0.4%
Mix	1.5%	1.5%
<b>Equity</b>	<b>65.8%</b>	<b>66.4%</b>
Canada	21.6%	21.9%
US	20.7%	20.7%
Emerging Markets	1.9%	2.0%
International	8.6%	8.5%
North America	0.5%	0.5%
Europe	0.3%	0.3%
Global	4.0%	4.0%
Sector	8.3%	8.5%
Agriculture	0.1%	0.1%
Consumer staples	0.1%	0.1%
Energy	1.0%	1.1%
Financials	1.1%	1.2%
Health care	0.9%	0.9%
Industrials	-	-
Utilities & Infrastructure	1.1%	1.2%
Materials	0.6%	0.6%
Metals	0.1%	0.1%
Multiple	0.3%	0.3%
Real estate	1.0%	1.0%
Technology	1.9%	2.0%
<b>Commodities</b>	<b>0.6%</b>	<b>0.6%</b>
Energy	0.1%	0.1%
Metals	0.4%	0.5%
<b>Multi-asset class</b>	<b>3.8%</b>	<b>3.8%</b>
<b>Currency</b>	<b>0.3%</b>	<b>0.3%</b>
<b>Cryptocurrency</b>	<b>0.8%</b>	<b>0.8%</b>
<b>Volatility</b>	<b>-</b>	<b>-</b>

\*Source: Investor Economics

### Top 20 Largest ETFs – Current Month

ETF Name	Ticker	Assets	Asset class
BMO S&P 500 Index ETF	ZSP	\$ 12,254	Equity – US
iShares S&P/TSX 60 Index ETF	XIU	11,166	Equity – Canadian
iShares Core S&P/TSX Capped Composite Index ETF	XIC	9,038	Equity – Canadian
iShares Core S&P 500 Index ETF (CAD-Hedged)	XSP	7,740	Equity – US
Vanguard S&P 500 Index ETF	VFV	7,069	Equity – US
BMO S&P/TSX Capped Composite Index ETF	ZCN	6,827	Equity – Canadian
CI High Interest Savings ETF	CSAV	6,425	Money market
BMO Aggregate Bond Index ETF	ZAG	6,148	FI – Investment grade
BMO MSCI EAFE Index ETF	ZEA	6,098	Equity – International
iShares Core MSCI EAFE IMI Index ETF	XEF	5,987	Equity – International
Vanguard U.S. Total Market Index ETF	VUN	5,626	Equity – US
Vanguard FTSE Canada All Cap Index ETF	VCN	5,230	Equity – Canadian
iShares Core Canadian Universe Bond Index ETF	XBB	4,686	FI – Investment grade
iShares Core S&P 500 Index ETF	XUS	4,642	Equity – US
Vanguard Canadian Aggregate Bond Index ETF	VAB	3,991	FI – Investment grade
Horizons S&P/TSX 60 Index ETF	HXT	3,787	Equity – Canadian
Vanguard Growth ETF Portfolio	VGRO	3,781	Multi-asset class
Purpose High Interest Savings Fund	PSA	3,421	Money market
Vanguard FTSE Developed All Cap ex North America Index ETF	VIU	3,247	Equity – International
BMO Equal Weight Banks Index ETF	ZEB	3,106	Equity – Canadian

\*Source: Investor Economics

### Top 20 ETFs by Net Creations - Current Month

ETF Name	Ticker	Net creations	Asset class
CI High Interest Savings ETF	CSAV	\$ 609	Money market
Horizons High Interest Savings ETF	CASH	597	Money market
BMO MSCI EAFE Index ETF	ZEA	221	Equity – International
BMO High Yield US Corporate Bond Hedged ETF	ZHY	210	FI – High yield
iShares Core Canadian Universe Bond Index ETF	XBB	191	FI – Investment grade
TD Canadian Equity Index ETF	TTP	183	Equity – Canadian
BetaPro Natural Gas Leveraged Daily Bull ETF	HNU	182	Commodities – Energy
BMO Equal Weight Banks Index ETF	ZEB	180	Equity – Canadian
BMO High Yield US Corporate Bond Index ETF	ZJK	180	FI – High yield
BMO US Aggregate Bond Index ETF (CAD-Units)	ZUAG	149	FI – Sector
Invesco 1-3 Year Laddered Floating Rate Note Index ETF	PFL	146	FI – Investment grade
BMO Mid-Term U.S. IG Corporate Bond Index Hedged to CAD ET	ZMU	121	FI – Investment grade
CI Alternative Investment Grade Credit Fund	CREC	114	FI – Investment grade
Horizons Cdn Select Universe Bond ETF	HHB	108	FI – Investment grade
iShares S&P/TSX Capped Materials Index ETF	XMA	103	Equity – Sector
Vanguard Canadian Aggregate Bond Index ETF	VAB	100	FI – Investment grade
iShares Floating Rate Index ETF	XFR	94	FI – Investment grade
Vanguard FTSE Canadian High Dividend Yield Index ETF	VDY	92	Equity – Canadian
NBI Unconstrained Fixed Income ETF	NUBF	88	FI – Investment grade
Hamilton Canadian Financials Yield Maximizer ETF	HMAX	87	FI – Sector

\*Source: Investor Economics