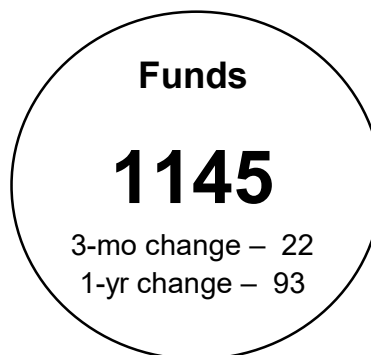
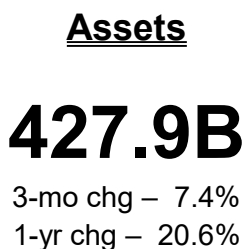

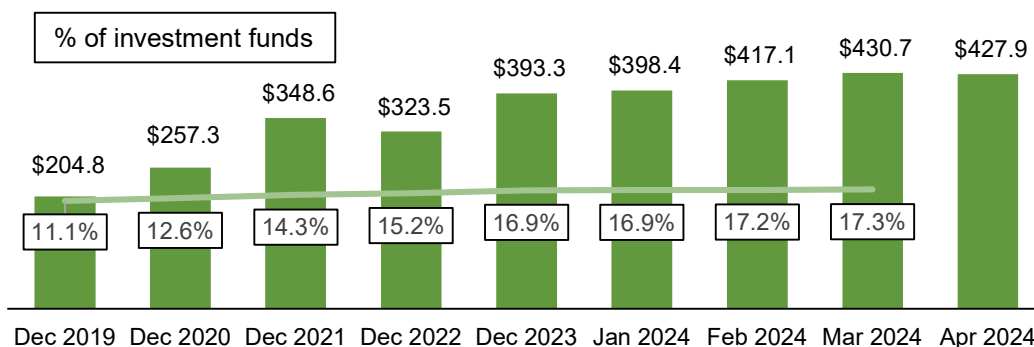


CETFA Monthly Report (\$ Billions)

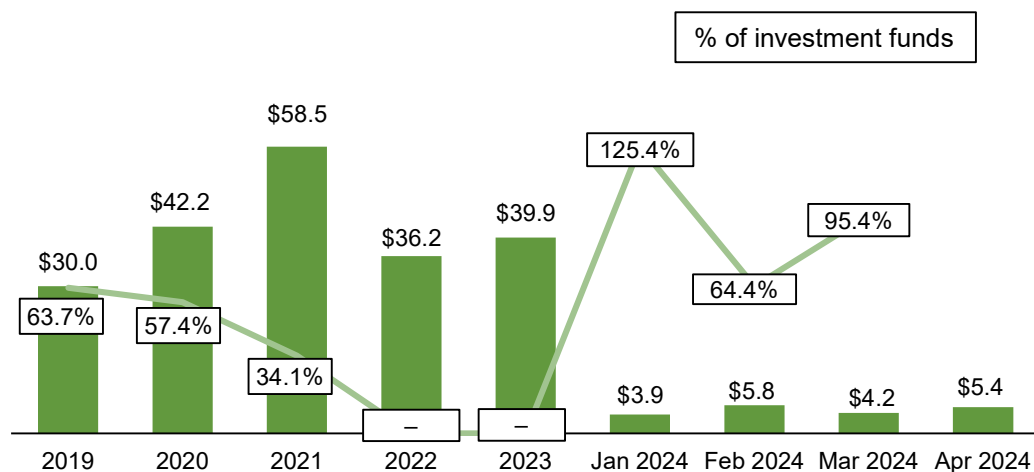
as of April 30, 2024



Assets



Net creations



*Source: Investor Economics and the Investment Funds Institute of Canada (IFIC)

CETFA Monthly Report (\$ Millions)

as of April 30, 2024

AUM by ETF Provider

Sponsor	# of ETFs	Assets	1-yr growth	Net creations			
				1 mo.	3 mo.	YTD	1 yr.
Total*	1145	\$ 427,888	20.6%	\$ 5,397	\$ 15,392	\$ 39,935	\$ 135,466
BlackRock Canada	143	111,369	18.4%	786	3,368	6,783	10,478
BMO Asset Management	151	101,596	9.2%	1,949	2,327	3,031	4,306
Vanguard Canada	37	56,640	28.4%	1,283	3,436	3,980	7,279
Horizons ETFs	108	31,905	24.8%	277	(111)	6,213	4,055
CI Investments	82	20,511	10.8%	(689)	(1,153)	3,731	301
TD Asset Management	48	14,284	49.3%	469	1,592	2,719	3,604
Mackenzie	50	13,454	3.1%	68	372	(545)	(308)
National Bank	16	11,787	29.3%	72	664	4,097	2,350
Purpose Investments	52	9,806	28.2%	(679)	(885)	1,555	334
Fidelity	47	7,144	97.2%	429	1,544	1,444	2,989
RBC Global Asset Management	52	6,552	53.5%	110	385	1,844	2,022
Invesco ETFs	38	6,453	23.5%	(1)	397	742	852
Scotia Global Asset Management	30	5,590	53.8%	216	1,115	372	1,503
Hamilton ETFs	19	4,658	89.7%	114	783	1,818	2,229
Harvest Portfolios	26	3,531	18.3%	38	142	626	547
CIBC Asset Management	27	3,407	27.8%	219	508	139	665
Evolve Funds	28	3,290	20.1%	(62)	(244)	958	196
Manulife Investment Management	18	3,146	25.2%	9	94	299	444
Desjardins Investments	22	3,020	59.8%	703	850	135	1,015
PIMCO Canada	6	2,605	22.1%	32	193	254	505
Franklin LibertyShares	22	1,523	17.6%	32	64	(31)	126
AGF Investments	15	933	-22.3%	(119)	(180)	(143)	(294)
Picton Mahoney Asset Management	8	768	21.8%	8	42	106	111
3iQ	2	707	149.1%	108	87	(432)	129
Brompton Funds	11	665	43.7%	18	56	114	164
Ninepoint Partners	8	614	-9.8%	(14)	(86)	(49)	(177)
Middlefield	6	488	78.7%	(1)	(1)	18	18
First Trust Portfolios Canada	23	436	16.5%	11	21	(11)	17
Guardian Capital LP	16	383	72.0%	5	7	120	161
Bristol Gate Capital Partners	2	276	19.6%	-	15	16	4
IA Clarington	8	118	14.6%	2	6	8	10
Mulvihill Capital Management	2	101	-	2	12	3	24
Lysander Funds	3	88	7.1%	-	-	(1)	(3)
Russel Investments Canada	3	68	-2.8%	(2)	(3)	24	3
Arrow Capital Management	4	68	47.3%	6	10	13	18
Accelerate Financial	4	64	4.1%	(3)	(5)	(1)	-
Starlight Investments	2	19	-23.9%	-	(2)	(2)	(4)
Forstrong Global Asset Management	4	14	-	1	(29)	38	11
Tralucet Asset Management	1	5	-	-	2	-	5
Caldwell	1	5	-2.3%	-	-	-	(1)

*Total net creations include terminated sponsors.

**Source: Investor Economics

Market Share by Asset Category

Asset Category	Current Month	Previous Month
Total	92.9%	92.5%
Fixed income	22.4%	22.2%
Investment grade	19.9%	19.8%
Corporate	6.0%	5.8%
Government	3.4%	3.5%
Mix	10.5%	10.4%
High yield	2.5%	2.4%
Corporate	0.7%	0.7%
Emerging markets	0.2%	0.2%
Mix	1.4%	1.4%
Equity	65.6%	65.4%
Canada	18.8%	18.9%
US	22.3%	22.3%
Emerging Markets	2.1%	2.1%
International	8.2%	8.1%
North America	0.6%	0.5%
Europe	0.3%	0.1%
Global	4.7%	4.6%
Sector	8.7%	8.8%
Agriculture	0.1%	0.1%
Consumer staples	0.1%	0.1%
Energy	0.8%	0.8%
Financials	1.5%	1.5%
Health care	0.8%	0.9%
Industrials	-	-
Utilities & Infrastructure	1.0%	1.0%
Materials	0.5%	0.5%
Metals	0.1%	0.1%
Multiple	0.5%	0.5%
Real estate	0.7%	0.7%
Technology	2.5%	2.6%
Commodities	0.6%	0.5%
Energy	0.1%	0.1%
Metals	0.4%	0.4%
Multi-asset class	4.2%	4.2%
Currency	0.2%	0.2%
Cryptocurrency	1.4%	1.7%
Volatility	-	-

*Source: Investor Economics

Top 20 Largest ETFs – Current Month

ETF Name	Ticker	Assets	Asset class
BMO S&P 500 Index ETF	ZSP	\$ 15,978	Equity – US
Vanguard S&P 500 Index ETF	VFV	13,255	Equity – US
iShares S&P/TSX 60 Index ETF	XIU	12,306	Equity – Canadian
iShares Core S&P/TSX Capped Composite Index ETF	XIC	9,771	Equity – Canadian
iShares Core S&P 500 Index ETF (CAD-Hedged)	XSP	9,718	Equity – US
BMO MSCI EAFE Index ETF	ZEA	7,498	Equity – International
CI High Interest Savings ETF	CSAV	7,485	Money market
BMO S&P/TSX Capped Composite Index ETF	ZCN	7,271	Equity – Canadian
BMO Aggregate Bond Index ETF	ZAG	6,630	FI – Investment grade
iShares Core Canadian Universe Bond Index ETF	XBB	6,256	FI – Investment grade
iShares Core S&P 500 Index ETF	XUS	6,074	Equity – US
iShares Core MSCI EAFE IMI Index ETF	XEF	5,988	Equity – International
Vanguard Growth ETF Portfolio	VGRO	5,014	Multi-asset class
Horizons High Interest Savings ETF	CASH	4,718	Money market
Vanguard All-Equity ETF Portfolio	VEQT	4,022	Equity – Global
Horizons S&P/TSX 60 Index ETF	HXT	3,770	Equity – Canadian
Vanguard FTSE Canada All Cap Index ETF	VCN	3,575	Equity – Canadian
Vanguard U.S. Total Market Index ETF	VUN	3,535	Equity – US
BMO Low Volatility Canadian Equity ETF	ZLB	3,498	Equity – Canadian
Horizons S&P 500 Index ETF	HXS	3,394	Equity – US

*Source: Investor Economics

Top 20 ETFs by Net Creations - Current Month

ETF Name	Ticker	Net creations	Asset class
BMO Equal Weight Banks Index ETF	ZEB	\$ 720	Equity – Canadian
Vanguard S&P 500 Index ETF	VFV	509	Equity – US
BMO Ultra Short-Term Bond ETF	ZST	447	FI – Investment grade
BMO Aggregate Bond Index ETF	ZAG	415	FI – Investment grade
iShares Core S&P 500 Index ETF (CAD-Hedged)	XSP	347	Equity – US
Desjardins American Equity Index ETF	DMEU	337	Equity – International
iShares Core Equity ETF Portfolio	XEQT	249	Equity – Global
BMO S&P 500 Index ETF	ZSP	246	Equity – US
Vanguard Canadian Short-Term Bond Index ETF	VSB	210	FI – Investment grade
Desjardins International Equity Index ETF	DMEI	198	Equity – International
iShares Core Canadian Universe Bond Index ETF	XBB	195	FI – Investment grade
Desjardins Canadian Equity Index ETF	DMEC	170	Equity – International
Vanguard All-Equity ETF Portfolio	VEQT	147	Equity – Global
CIBC Canadian Equity Index ETF	CCEI	120	Equity – Canadian
Horizons 0-3 Month T-Bill ETF	CBIL	116	Money market – International
Dynamic Active Enhanced Yield Covered Options ETF	DXQ	113	Equity – International
Desjardins Canadian Corporate Bond Index ETF	DCBC	106	FI – International
3iQ Bitcoin ETF	BTCQ	104	Cryptocurrency
Fidelity All-in-One Balanced ETF	FBAL	101	Multi-asset class
BMO MSCI EAFE Index ETF	ZEA	99	Equity – International

*Source: Investor Economics